

SEA TO SUMMIT Sea to Summit Trek Tkl

The lightest of all the Sea to Summit Trek sleeping bags, the Tkl is ideal for globetrotters - The tapered rectangular design offers a good compromise between the comfort of a generous cut shape and warmth of a closer fit. A full length side and foot zip allows the Tk to be opened out into a full duvet for use indoors and warm weather.

Fill: 650 Loft 85/15 Premium Duck Down

Down fill weight: 350g regular

L = 400g

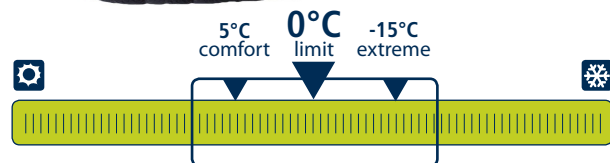
Weight: 830g regular

L = 970g

Fits body size up to: 185cm regular

L = 200cm

Shell: 2D PermaShell™ DWR shell fabric



Tested Temperature ratings according to EN 13537:
Women should choose 'Comfort' as reference temperature rating, men can go down to the 'Limit'. 'Extreme' rating is the minimum temperature at which a woman can remain for six hours without risk of death from hypothermia (frostbite is still possible).

SEA TO SUMMIT Sea to Summit Trek TkII

The TkII is a great all rounder for adventure travel and globe-trotting with more down than the Trek Tkl. The tapered rectangular design offers a good compromise between the comfort of a generous cut shape and warmth of a closer fit. A full length side and foot zip allows the TkII to be opened out into a full duvet for use indoors.

Fill: 650 Loft 85/15 Premium Duck Down

Down fill weight: 500g regular

L = 550g

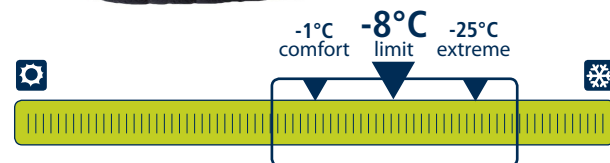
Weight: 1020g regular

L = 1110g

Fits body size up to: 185cm regular

L = 200cm

Shell: 2D PermaShell™ DWR shell fabric



Tested Temperature ratings according to EN 13537:
Women should choose 'Comfort' as reference temperature rating, men can go down to the 'Limit'. 'Extreme' rating is the minimum temperature at which a woman can remain for six hours without risk of death from hypothermia (frostbite is still possible).

SEA TO SUMMIT Sea to Summit Trek TkIII

The warmest of the Sea to Summit Trek sleeping bags, the TkIII is an excellent companion for those long cold nights camping out on the trail. The tapered rectangular design offers a good compromise between the comfort of a generous cut shape and warmth of a closer fit. A full length side and foot zip allows the TkIII to be opened out into a full duvet for use indoors.

Fill: 650 Loft 85/15 Premium Duck Down

Down fill weight: 700g regular

S = 700g; L = 750g


Weight: 1220g regular

S = 1200g; L = 1310g

Fits body size up to: 185cm regular

S = 170cm ; L = 200cm

Shell: 2D PermaShell™ DWR shell fabric



Tested Temperature ratings according to EN 13537:
Women should choose 'Comfort' as reference temperature rating, men can go down to the 'Limit'. 'Extreme' rating is the minimum temperature at which a woman can remain for six hours without risk of death from hypothermia (frostbite is still possible).

Sea To Summit Trek Series

The Trek series is our choice for adventure travel and globe-trotting. Whether sleeping in hostels throughout Europe, backpacking South America or discovering the Stirling Ranges in Western Australia.

Tapered rectangular sleeping bags: The tapered rectangular design offers a good compromise between the comfort of a generous cut shape and warmth of a closer fit. A full length side and foot zip allow the Trek series to be opened out into a full duvet for use indoors and warm weather.

Stash Pocket: An oversized security pocket located inside the bag is easily accessible, ideal for stashing passports and other valuables while travelling. The soft touch lining fabric is down proof by construction and highly breathable offering a comfortable sleep.

	Temp range	Fill weight	Bag weight
Trek TKI	0 to +5 °C	350g	830g
Trek TKII	-8 to -1 °C	500g	1020g
Trek TKIII	-11 to -5 °C	700g	1220g

Figures for regular Size bag

bivouac/outdoor

COMMITTED TO ADVENTURE

bivouac/outdoor

COMMITTED TO ADVENTURE

bivouac/outdoor

COMMITTED TO ADVENTURE